



Learn Research  
Innovate

## **United Institute of Technology**

**(Approved by AICTE, New Delhi and Affiliated to Anna University, Chennai)**

**Accredited by NAAC**

Gudalur Koundampalayam, Periyanaickenpalayam,

Coimbatore-641020, [uit.ac.in](http://uit.ac.in)

### **2.6.2. Attainment of programme outcomes and course outcomes are evaluated by the institution**



**United Institute of Technology**  
(Approved by AICTE, New Delhi and Affiliated to Anna University, Chennai)  
Accredited by NAAC  
Gudalur Koundampalayam, Periyanaickenpalayam,  
Coimbatore-641020, uit.ac.in

## **CONTENT PAGE**

<b>S.NO</b>	<b>DESCRIPTION</b>	<b>PAGE NO</b>
1	CO Attainment for Electronics and Communication Engineering	3
2	CO Attainment for Computer Science and Engineering	23
3	CO Attainment for Mechanical Engineering	29



# UNITED INSTITUTE OF TECHNOLOGY

Department of Electronics and Communication Engineering

Assessment of attainment of Course Outcomes(2020-2021)

Course Code and Title: HS8151/C101/ Communicative English

Class/Semester : I/I

Name of the Faculty : Ms. HARINI S

Department of the Faculty : English

No. of Students : 8

Regulation: R2017-Anna University, Chennai

Student details/Course outcomes			Internal Assessment										External Assessment	Indirect Assessment				
			CO 101.1		CO 101.2		CO 101.3		CO 101.4		CO 101.5			COURSE END SURVEY (CES)				
S.No	Roll No.	Name	50	100	50	100	50	100	50	100	50	100	Univ./Grade	CO 101.1	CO 101.2	CO 101.3	CO 104.4	CO 105.5
1	714520106001	ABDUL RAZAK A R	35	70	37	98	CO3	97	46	92	48	95	A	2	3	3	2	3
2	714520106002	JOSEPH RAYMOND A	50	100	45	89	49	98	48	97	43	85	A	3	2	3	2	2
3	714520106003	MURALIKRISHNAN M	35	70	37	74	49	97	49	98	38	75	B	2	2	3	2	3
4	714520106004	SANJITH KUMAR R	35	70	32	64	37	73	50	100	40	80	B	2	3	3	2	2
5	714520106005	SATHISH R	35	70	37	73	48	96	47	93	35	70	U	3	2	3	3	2
6	714520106006	SURYA K	40	80	35	70	38	76	40	80	40	80	A+	2	3	3	3	3
7	714520106007	VENMATHI N	50	100	44	89	49	97	48	95	45	90	A	3	2	3	3	3
8	714520106008	VINISHA R	50	100	45	89	49	98	48	97	48	95	A+	2	2	3	2	2
No. of students scored set attainment level			8	8	8	8	7	8	8	8	8	8	7	8	8	8	8	8
% of students scored set attainment level			100%	100%	100%	100%	88%	100%	100%	100%	100%	100%	88%	100%	100%	100%	100%	100%
Level of attainment			3	3	3	3	3	3	3	3	3	3	3	3	3	3	3	3

Course Outcome	Attainment Level Internal + External + Course End Survey	Level 1:	50-59% of students scored more than set target			
		Level 2:	60-69% of students scored more than set target			
CO 110.1	3.00	Level 3:	70% and above of students scored more than set target			
CO 110.2	3.00					
CO 110.3	3.00	Tools	Weightage	Overall Weightage in Cos		
CO 110.4	3.00		Internal	20%	80%	100%
CO 110.5	3.00	University	80%			
Weighted Average	3	DIRECT Assessment	Course End Survey	100%	20%	

Course Outcome/ Program Outcome	PO1	PO2	PO3	PO4	PO5	PO6	PO7	PO8	PO9	PO10	PO11	PO12	PSO1	PSO2	PSO3
CO 101.1	0.00	0.00	0.00	0.00	0.00	0.00	0.00	0.00	0.00	0.00	0.00	0.00	0.00	0.00	0.00
CO 101.2	0.00	0.00	0.00	2.00	0.00	0.00	0.00	3.00	2.00	3.00	3.00	0.00	0.00	0.00	0.00
CO 101.3	0.00	0.00	0.00	0.00	0.00	0.00	3.00	2.00	3.00	3.00	3.00	0.00	0.00	0.00	0.00
CO 101.4	0.00	0.00	0.00	0.00	0.00	3.00	0.00	2.00	0.00	0.00	0.00	3.00	0.00	0.00	0.00
CO 101.5	0.00	0.00	0.00	3.00	0.00	0.00	2.00	0.00	0.00	2.00	0.00	2.00	0.00	0.00	0.00
	0.00	0.00	0.00	2.00	0.00	2.00	3.00	3.00	3.00	3.00	3.00	3.00	0.00	0.00	0.00
Expected level	0.00	0.00	0.00	2.00	0.00	2.00	3.00	3.00	3.00	3.00	3.00	3.00	0.00	0.00	0.00
Attained				Y		Y	Y	Y	Y	Y	Y	Y			

Mapping Details

Course Outcome/ Program Outcome	PO1	PO2	PO3	PO4	PO5	PO6	PO7	PO8	PO9	PO10	PO11	PO12	PSO1	PSO2	PSO3
CO 101.1															
CO 101.2				2				3	2	3	3				
CO 101.3							3	2	3	3	3				
CO 101.4						3		2				3			
CO 101.5				3			2			2		2			
Average CO 110				2.00		2.00	3.00	3.00	3.00	3.00	3.00	3.00			

*[Signature]*  
Faculty Incharge

*[Signature]*  
HoD

*[Signature]*  
Principal

*[Signature]*  
Dr. S. RAMKUMAR M.E., Ph.D.,  
PRINCIPAL  
United Institute of Technology  
Periyanaickenpalayam, Coimbatore - 20



# UNITED INSTITUTE OF ENGINEERING AND TECHNOLOGY

Department of Electronics and Communication Engineering

Assessment of attainment of Course Outcomes(2020-2021)

Course Code and Title: MA8151/C102/ENGINEERING MATHEMATICS - I

Class/Semester : I / I

Name of the Faculty: Dr.B.Gayathiri

Department of the Faculty: Mathematics

No. of Students : 8

Regulation: R2017-Anna University, Chennai

Student details/Course outcomes			Internal Assessment										External Assessment	Indirect Assessment				
			CO 102.1		CO 102.2		CO 102.3		CO 102.4		CO 102.5			COURSE END SURVEY (CES)				
			50	100	50	100	50	100	50	100	50	100		CO 102.1	CO 102.2	CO 102.3	CO 102.4	CO 102.5
S.No	Roll No.	Name	IAE1	Total	IAE1&2	Total	IAE2	Total	IAE3	Total	IAE3	Total	Univ.Grade	CO 102.1	CO 102.2	CO 102.3	CO 102.4	CO 102.5
1	714520106001	ABDUL RAZAK A R	35	70	43	85	50	100	45	90	45	90	B+	3	3	3	3	3
2	714520106002	JOSEPH RAYMOND A	50	100	50	99	49	98	48	97	40	80	B+	3	2	3	2	3
3	714520106003	MURALIKRISHNAN M	35	70	42	83	48	96	50	100	50	100	B	2	2	3	2	3
4	714520106004	SANJITH KUMAR R	35	70	38	75	40	80	38	77	30	60	U	2	3	3	2	2
5	714520106005	SATHISH R	35	70	43	85	50	100	50	100	50	100	B	3	2	3	3	2
6	714520106006	SURYA K	35	70	41	81	46	92	50	100	43	85	B	2	3	3	3	3
7	714520106007	VENMATHI N	50	100	50	100	50	100	50	100	50	100	B+	3	2	3	3	3
8	714520106008	VINISHA R	50	100	50	100	50	100	50	100	50	100	B+	3	2	3	3	3
No. of students scored set attainment level			8	8	8	8	8	8	8	8	8	8	B+	2	2	3	2	2
% of students scored set attainment level			100%	100%	100%	100%	100%	100%	100%	100%	100%	100%	7	8	8	8	8	8
Level of attainment			3	3	3	3	3	3	3	3	3	3	88%	100%	100%	100%	100%	100%

Course Outcome	Attainment Level Internal + External + Course End Survey	Level 1:	50-59% of students scored more than set target			
		Level 2:	60-69% of students scored more than set target			
		Level 3:	70% and above of students scored more than set target			
CO 102.1	3.00	Tools	Weightage	Overall Weightage in Cos		
CO 102.2	3.00		Internal	20%	80%	
CO 102.3	3.00		University	80%		
CO 102.4	3.00		DIRECT Assessment	Course End Survey	100%	20%
CO 102.5	3.00					
Weighted Average	3					

Course Outcome/ Program Outcome	PO1	PO2	PO3	PO4	PO5	PO6	PO7	PO8	PO9	PO10	PO11	PO12	PSO1	PSO2
CO 102.1	3.00	3.00	3.00	2.00	0.00	0.00	0.00	0.00	0.00	0.00	2.00	3.00	0.00	0.00
CO 102.2	3.00	3.00	3.00	2.00	0.00	0.00	0.00	0.00	0.00	0.00	2.00	3.00	0.00	0.00
CO 102.3	3.00	3.00	2.00	3.00	0.00	0.00	0.00	0.00	0.00	0.00	2.00	3.00	0.00	0.00
CO 102.4	3.00	3.00	2.00	3.00	0.00	0.00	0.00	0.00	0.00	0.00	2.00	3.00	0.00	0.00
CO 102.5	3.00	3.00	3.00	2.00	0.00	0.00	0.00	0.00	0.00	0.00	2.00	3.00	0.00	0.00
CO 102	3.00	3.00	2.60	2.40	0.00	0.00	0.00	0.00	0.00	0.00	2.00	3.00	0.00	0.00
Expected level	3.00	3.00	2.60	2.40	0.00	0.00	0.00	0.00	0.00	0.00	2.00	3.00	0.00	0.00
Attained	Y	Y	Y	Y							Y	Y	-	-

Mapping Details

Course Outcome/ Program Outcome	PO1	PO2	PO3	PO4	PO5	PO6	PO7	PO8	PO9	PO10	PO11	PO12	PSO1	PSO2
CO 102.1	3	3	3	2							2	3		
CO 102.2	3	3	3	2							2	3		
CO 102.3	3	3	2	3							2	3		
CO 102.4	3	3	2	3							2	3		
CO 102.5	3	3	3	2							2	3		
CO 102	3.00	3.00	2.60	2.40							2.00	3.00		

*Bob*  
Faculty Incharge

*for HoD*  
HoD

*Jan*  
Principal

*Dec*  
Dr. S. RAMKUMAR M.E., Ph.D.,  
PRINCIPAL  
United Institute of Technology  
Periyanchikunpalayam, Coimbatore - 20



**UNITED INSTITUTE OF TECHNOLOGY**  
 Department of Electronics and Communication Engineering  
 Assessment of attainment of Course Outcomes(2020-2021)

Course Code and Title: PH8151/C103/ ENGINEERING PHYSICS  
 Class/Semester : I/I  
 Name of the Faculty: Mr.HIJAS K.M  
 Department of the Faculty: PHYSICS  
 No. of Students : 8  
 Regulation: R2017-Anna University, Chennai

Student details/Course outcomes			Internal Assessment										External Assessment	Indirect Assessment					
			CO 103.1		CO 103.2		CO 103.3		CO 103.4		CO 103.5			COURSE END SURVEY (CES)					
			50	100	50	100	50	100	50	100	50	100		CO 103.1	CO 103.2	CO 103.3	CO 103.4	CO 103.5	
S.No	Roll No.	Name	IAE1	Total	IAE1&2	Total	IAE2	Total	IAE3	Total	IAE3	Total	Univ.Grade	3	3	3	3	3	
1	714520106001	ABDUL RAZAK A R	38	75	40	81	43	86	50	100	38	75	B	2	3	3	2	3	
2	714520106002	JOSEPH RAYMOND A	43	85	44	88	45	90	50	100	50	100	B	3	2	3	2	3	
3	714520106003	MURALIKRISHNAN M	35	70	42	84	49	90	50	100	50	100	B	2	2	3	2	3	
4	714520106004	SANJITH KUMAR R	35	70	35	70	35	70	50	100	33	65	B	2	3	3	2	2	
5	714520106005	SATHISH R	35	70	39	77	42	84	50	100	50	100	U	3	2	3	3	2	
6	714520106006	SURYA K	35	70	35	70	35	70	50	100	45	90	B	2	3	3	3	3	
7	714520106007	VENMATHI N	50	100	49	99	49	97	50	100	50	100	B	3	2	3	2	2	
8	714520106008	VINISHA R	48	95	48	96	49	97	50	100	50	100	B	2	2	3	2	2	
No. of students scored set attainment level			8	8	8	8	8	7	8	8	8	8	8	8	8	8	8	8	8
% of students scored set attainment level			100%	100%	100%	100%	100%	88%	100%	100%	100%	100%	100%	100%	100%	100%	100%	100%	100%
Level of attainment			3	3	3	3	3	3	3	3	3	3	3	3	3	3	3	3	3

Course Outcome	Attainment Level	Level 1:	50-59% of students scored more than set target			
	Internal + External + Course End Survey	Level 2:	60-69% of students scored more than set target			
CO 103.1	3.00	Level 3:	70% and above of students scored more than set target			
CO 103.2	3.00	Tools	Weightage	Overall Weightage in Cos		
CO 103.3	3.00		Internal	20%	80%	100%
CO 103.4	3.00		University	80%		
CO 103.5	3.00		DIRECT Assessment	100%	20%	
Weighted Average	3		Course End Survey			

Course Outcome/ Program Outcome	PO1	PO2	PO3	PO4	PO5	PO6	PO7	PO8	PO9	PO10	PO11	PO12	PSO1	PSO2	PSO3
CO 103.1	2.00	2.00	0.00	0.00	0.00	0.00	1.00	0.00	0.00	0.00	0.00	0.00	2.00	0.00	0.00
CO 103.2	2.00	0.00	0.00	0.00	0.00	0.00	0.00	0.00	0.00	0.00	0.00	0.00	0.00	0.00	0.00
CO 103.3	2.00	1.00	0.00	1.00	1.00	0.00	0.00	0.00	0.00	0.00	0.00	0.00	0.00	0.00	0.00
CO 103.4	2.00	2.00	0.00	0.00	0.00	0.00	0.00	0.00	0.00	0.00	0.00	0.00	1.00	0.00	0.00
CO 103.5	1.00	0.00	0.00	0.00	0.00	0.00	0.00	0.00	0.00	0.00	0.00	0.00	0.00	0.00	0.00
CO 103	1.80	1.67	0.00	1.00	1.00	0.00	1.00	0.00	0.00	0.00	0.00	0.00	0.00	0.00	0.00
Expected level	1.80	1.67	0.00	1.00	1.00	0.00	1.00	0.00	0.00	0.00	0.00	0.00	1.50	0.00	0.00
Attained	Y	Y		Y	Y		Y						Y		

Mapping Details

Course Outcome/ Program Outcome	PO1	PO2	PO3	PO4	PO5	PO6	PO7	PO8	PO9	PO10	PO11	PO12	PSO1	PSO2	PSO3
CO 103.1	2	2					1						2		
CO 103.2	2														
CO 103.3	2	1		1	1										
CO 103.4	2	2											1		
CO 103.5	1														
Average CO 103	1.80	1.67		1.00	1.00		1.00						1.50		

HK  
Faculty Incharge

for HoD

Jee  
Principal

Dr. S. RAMKUMAR M.E., Ph.D.,  
PRINCIPAL  
United Institute of Technology  
Periyanaickenpalayam, Coimbatore - 20





# UNITED INSTITUTE OF TECHNOLOGY

Department of Electronics and Communication Engineering

Assessment of attainment of Course Outcomes(2020-2021)

Course Code and Title: CY8151/C104/ ENGINEERING CHEMISTRY

Class/Semester : I/I

Name of the Faculty: Dr.C. SONIA

Department of the Faculty: Chemistry

No. of Students : 8

Regulation: R2017-Anna University, Chennai

Student details/Course outcomes			Internal Assessment										External Assessment	Indirect Assessment					
			CO 104.1		CO 104.2		CO 104.3		CO 104.4		CO 104.5			COURSE END SURVEY (CES)					
			50	100	50	100	50	100	50	100	50	100		CO 104.1	CO 104.2	CO 104.3	CO 104.4	CO 104.5	
S.No	Roll No.	Name	IAE1	Total	IAE1&2	Total	IAE2	Total	IAE3	Total	IAE3	Total	Univ.Grade	CO 104.1	CO 104.2	CO 104.3	CO 104.4	CO 104.5	
1	714520106001	ABDUL RAZAK A.R	38	75	44	88	50	100	42	83	38	75	B	3	3	3	3	3	
2	714520106002	JOSEPH RAYMOND A	43	85	46	93	50	100	43	87	50	100	A	3	2	3	2	3	
3	714520106003	MURALIKRISHNAN M	35	70	42	83	48	96	48	95	50	100	A	2	2	3	2	3	
4	714520106004	SANJITH KUMAR R	35	70	39	77	42	84	37	73	33	65	B+	2	3	3	2	2	
5	714520106005	SATHISH R	35	70	43	85	50	100	50	100	50	100	U	3	2	3	3	2	
6	714520106006	SURYA K	35	70	41	81	46	92	39	78	45	90	U	2	3	3	3	3	
7	714520106007	VENMATHI N	50	100	50	100	50	100	49	98	50	100	A+	3	2	3	3	3	
8	714520106008	VINISHA R	48	95	49	98	50	100	50	100	50	100	A+	2	2	3	2	2	
No. of students scored set attainment level			8	8	8	8	8	8	8	8	8	8	8	6	8	8	8	8	8
% of students scored set attainment level			100%	100%	100%	100%	100%	100%	100%	100%	100%	100%	100%	75%	100%	100%	100%	100%	100%
Level of attainment			3	3	3	3	3	3	3	3	3	3	3	3	3	3	3	3	3

Course Outcome	Attainment Level	Level 1:	50-59% of students scored more than set target		
	Internal + External + Course End Survey	Level 2:	60-69% of students scored more than set target		
CO 104.1	3.00	Level 3:	70% and above of students scored more than set target		
CO 104.2	3.00				
CO 104.3	3.00				
CO 104.4	3.00	Tools	Weightage	Overall Weightage in Cos	
CO 104.5	3.00	DIRECT Assessment	Internal	20%	
			University	80%	80%
			Course End Survey	100%	20%
					100%
Weighted Average	3				

Course Outcome/ Program Outcome	PO1	PO2	PO3	PO4	PO5	PO6	PO7	PO8	PO9	PO10	PO11	PO12	PSO1	PSO2	PSO3
CO 104.1		2.00	1.00	1.00	0.00	0.00	0.00	0.00	0.00	0.00	1.00	3.00	0.00	0.00	0.00
CO 104.2		2.00	2.00	3.00	0.00	0.00	0.00	0.00	0.00	0.00	2.00	2.00	0.00	0.00	0.00
CO 104.3		1.00	2.00	2.00	0.00	0.00	0.00	0.00	0.00	0.00	2.00	3.00	0.00	0.00	0.00
CO 104.4		2.00	1.00	1.00	0.00	0.00	0.00	0.00	0.00	0.00	2.00	3.00	0.00	0.00	0.00
CO 104.5		2.00	2.00	3.00	0.00	0.00	0.00	0.00	0.00	0.00	3.00	3.00	0.00	0.00	0.00
CO 104	2.80	1.80	1.60	2.00	0.00	0.00	0.00	0.00	0.00	0.00	3.00	3.00	0.00	0.00	0.00
Expected level	2.80	1.80	1.60	2.00	0.00	0.00	0.00	0.00	0.00	0.00	2.20	2.80	0.00	0.00	0.00
Attained	Y	Y	Y	Y							Y	Y			

Mapping Details

Course Outcome/ Program Outcome	PO1	PO2	PO3	PO4	PO5	PO6	PO7	PO8	PO9	PO10	PO11	PO12	PSO1	PSO2	PSO3
CO 104.1	3	2	1	1							1	3			
CO 104.2	2	2	2	3							2	2			
CO 104.3	3	1	2	2							2	3			
CO 104.4	3	2	1	1							3	3			
CO 104.5	3	2	2	3							3	3			
Average CO 110	2.80	1.80	1.60	2.00							2.20	2.80			

*C. Sarin*  
Faculty Incharge

HoD

Principal

*S. Ramkumar*  
Dr. S. RAMKUMAR M.E., Ph.D.,  
PRINCIPAL  
United Institute of Technology  
Periyanaickenpalayam, Coimbatore - 20



**UNITED INSTITUTE OF TECHNOLOGY**  
 Department of Electronics and Communication Engineering  
Assessment of attainment of Course Outcomes(2020-2021)

Course Code and Title: HS8251/C109/Technical English  
 Class/Semester : I/II  
 Name of the Faculty : Ms.HARINI S  
 Department of the Faculty : English  
 No. of Students : 8  
 Regulation: R2017-Anna University, Chennai

Student details/Course outcomes			Internal Assessment										External Assessment	Indirect Assessment					
			CO 109.1		CO 109.2		CO 109.3		CO 109.4		CO 109.5			COURSE END SURVEY (CES)					
			50	100	50	100	50	100	50	100	50	100		CO 109.1	CO 109.2	CO 109.3	CO 109.4	CO 109.5	
S.No	Roll No.	Name	IAE1	Total	IAE1&2	Total	IAE2	Total	IAE3	Total	IAE3	Total	Univ.Grade	3	3	3	3	3	
1	714520106001	ABDUL RAZAK A R	48	96	39	79	39	77	46	92	40	80	A+	2	3	3	2	3	
2	714520106002	JOSEPH RAYMOND A	48	96	39	78	37	74	40	80	43	85	A+	3	2	3	2	3	
3	714520106003	MURALIKRISHNAN M	46	92	38	76	38	75	43	85	38	75	B+	2	2	3	2	3	
4	714520106004	SANJITH KUMAR R	36	72	33	65	37	73	46	92	40	80	A	2	3	3	2	2	
5	714520106005	SATHISH R	48	96	39	78	37	74	41	82	38	75	A	3	2	3	3	2	
6	714520106006	SURYA K	40	80	35	70	38	76	40	80	40	80	B+	2	3	3	3	3	
7	714520106007	VENMATHI N	50	100	41	82	41	81	39	78	45	90	A+	3	2	3	3	3	
8	714520106008	VINISHA R	50	100	41	82	40	79	36	72	48	95	A+	2	2	3	2	2	
No. of students scored set attainment level			8	8	8	8	8	8	8	8	8	8	8	8	8	8	8	8	8
% of students scored set attainment level			100%	100%	100%	100%	100%	100%	100%	100%	100%	100%	100%	100%	100%	100%	100%	100%	100%
Level of attainment			3	3	3	3	3	3	3	3	3	3	3	3	3	3	3	3	3

Course Outcome	Attainment Level Internal + External + Course End Survey	Level 1:	50-59% of students scored more than set target				
			Level 2:				
		Level 3:	60-69% of students scored more than set target				
			70% and above of students scored more than set target				
		Tools	Overall Weightage in Cos				
			Weightage	80%			
		DIRECT Assessment	Internal	80%			
			University	80%			
		Course End Survey	100%		20%		
			100%		20%		
Weighted Average		3		100%			

Course Outcome/ Program Outcome	PO1	PO2	PO3	PO4	PO5	PO6	PO7	PO8	PO9	PO10	PO11	PO12	PSO1	PSO3
CO 109.1	0.00	0.00	0.00	0.00	0.00	0.00	0.00	3.00	2.00	3.00	0.00	0.00	0.00	0.00
CO 109.2	0.00	0.00	0.00	0.00	0.00	0.00	0.00	2.00	3.00	3.00	3.00	0.00	0.00	0.00
CO 109.3	0.00	0.00	0.00	0.00	0.00	3.00	0.00	0.00	0.00	0.00	0.00	3.00	0.00	0.00
CO 109.4	0.00	0.00	0.00	3.00	0.00	0.00	2.00	0.00	0.00	2.00	0.00	0.00	0.00	0.00
CO 109.5	0.00	0.00	0.00	2.00	0.00	2.00	3.00	0.00	0.00	3.00	0.00	0.00	0.00	0.00
CO 109	0.00	0.00	0.00	2.50	0.00	2.50	2.50	2.50	2.50	2.75	3.00	3.00	0.00	0.00
Expected level	0.00	0.00	0.00	2.50	0.00	2.50	2.50	2.50	2.50	2.75	3.00	3.00	0.00	0.00
Attained				Y		Y	Y	Y	Y	Y	Y	Y		

Mapping Details

Course Outcome/ Program Outcome	PO1	PO2	PO3	PO4	PO5	PO6	PO7	PO8	PO9	PO10	PO11	PO12	PSO1	PSO3
CO 109.1								3	2	3				
CO 109.2								2	3	3	3			
CO 109.3						3						3		
CO 109.4				3			2			2				
CO 109.5				2		2	3			3				
Average CO 109				2.50		2.50	2.50	2.50	2.50	2.75	3.00	3.00		

*S. Suresh*  
Faculty Incharge

*M. Chandras*  
HoD

*S. Suresh*  
Principal

*S. Suresh*  
Dr. S. RAMKUMAR M.E., Ph.D.,  
PRINCIPAL  
United Institute of Technology  
Periyanaickenpalayam, Coimbatore - 20



**United Institute of Technology**  
**Department of Electronics and Communication Engineering**  
**Assessment of attainment of Course Outcomes(2020-2021)**

Course Code and Title: MA8251/C110/ ENGINEERING MATHEMATICS – II

Class/Semester : I/II

Name of the Faculty: Dr.B.Gayathiri

Department of the Faculty: Mathematics

No. of Students : 8

Regulation: R2017-Anna University, Chennai

Student details/Course outcomes			Internal Assessment										External Assessment	Indirect Assessment				
			CO 110.1		CO 110.2		CO 110.3		CO 110.4		CO 110.5			COURSE END SURVEY (CES)				
			50	100	50	100	50	100	50	100	50	100		CO 110.1	CO 110.2	CO 110.3	CO 110.4	CO 110.5
S.No	Roll No.	Name	IAE1	Total	IAE1&2	Total	IAE2	Total	IAE3	Total	IAE3	Total	Univ.Grade					
1	714520106001	ABDUL RAZAK A.R	42.5	85	41.5	83	41.5	83	45	90	45	90	O	3	3	3	3	3
2	714520106002	JOSEPH RAYMOND A	50.0	100	42.0	84	42.0	84	48	95	43	85	O	3	2	3	2	3
3	714520106003	MURALIKRISHNAN M	50.0	100	43.0	86	43.0	86	50	100	40	80	O	2	2	3	2	3
4	714520106004	SANITH KUMAR R	42.5	85	42.5	85	42.5	85	48	97	45	90	O	2	3	3	2	2
5	714520106005	SATHISH R	48.0	96	43.0	86	43.0	86	54	108	35	70	O	3	2	3	3	2
6	714520106006	SURYA K	46.5	93	43.5	87	43.5	87	54	108	30	60	A+	2	3	3	3	3
7	714520106007	VENMATHI N	50.0	100	42.5	85	42.5	85	44	88	48	95	O	3	2	3	3	3
8	714520106008	VINISHA R	50.0	100	41.5	83	41.5	83	43	87	50	100	O	2	2	3	2	2
No. of students scored set attainment level			8	8	8	8	8	8	8	8	8	8	8	8	8	8	8	8
% of students scored set attainment level			100%	100%	100%	100%	100%	100%	100%	100%	100%	100%	100%	100%	100%	100%	100%	100%
Level of attainment			3	3	3	3	3	3	3	3	3	3	3	3	3	3	3	3

Course Outcome	Attainment Level Internal + External + Course End Survey	Level 1:	50-59% of students scored more than set target	
		Level 2:	60-69% of students scored more than set target	
		Level 3:	70% and above of students scored more than set target	
		Tools	Weightage	Overall Weightage in Cos
CO 110.1	3.00	DIRECT Assessment	Internal	20%
CO 110.2	3.00		University	80%
CO 110.3	3.00		Course End Survey	100%
CO 110.4	3.00			20%
CO 110.5	3.00			
<b>Weighted Average</b>	<b>3</b>			<b>100%</b>

Course Outcome/ Program Outcome	PO1	PO2	PO3	PO4	PO5	PO6	PO7	PO8	PO9	PO10	PO11	PO12	PSO1	PSO2
CO 110.1	3.00	2.00	2.00	2.00	0.00	0.00	0.00	0.00	0.00	0.00	1.00	2.00		
CO 110.2	2.00	2.00	2.00	2.00	0.00	0.00	0.00	0.00	0.00	0.00	1.00	1.00		
CO 110.3	3.00	2.00	2.00	2.00	0.00	0.00	0.00	0.00	0.00	0.00	1.00	2.00		
CO 110.4	2.00	2.00	2.00	2.00	0.00	0.00	0.00	0.00	0.00	0.00	1.00	1.00		
CO 110.5	3.00	2.00	2.00	2.00	0.00	0.00	0.00	0.00	0.00	0.00	1.00	2.00		
CO 110	2.60	2.00	2.00	2.00	0.00	0.00	0.00	0.00	0.00	0.00	1.00	1.60		
Expected level	2.60	2.00	2.00	2.00	0.00	0.00	0.00	0.00	0.00	0.00	1.00	1.60		
Attained	Y	Y	Y	Y							Y	Y		

Mapping Details

Course Outcome/ Program Outcome	PO1	PO2	PO3	PO4	PO5	PO6	PO7	PO8	PO9	PO10	PO11	PO12	PSO1	PSO2
CO 110.1	3	2	2	2							1	2		
CO 110.2	2	2	2	2							1	1		
CO 110.3	3	2	2	2							1	2		
CO 110.4	2	2	2	2							1	1		
CO 110.5	3	2	2	2							1	2		
Average CO 110	2.60	2.00	2.00	2.00							1.00	1.60		

Faculty Incharge

*M. Channal*  
HoD

Principal

*S. Ramkumar*  
Dr. S. RAMKUMAR M.E., Ph.D.,  
PRINCIPAL  
United Institute of Technology  
Periyanaickenpalayam, Coimbatore - 20



# UNITED INSTITUTE OF TECHNOLOGY

Department of Electronics and Communication Engineering

Assessment of attainment of Course Outcomes(2020-2021)

Course Code and Title: EC8392/ C205/Digital Electronics

Class/Semester : II/III

Name of the Faculty: Mr.Pravin Kumar.S.K

Department of the Faculty: Electronics and Communication Engineering

No. of Students : 8

Regulation: R2017-Anna University, Chennai

Student details/Course outcomes			Internal Assessment										External Assessment	Indirect Assessment					
			CO 205.1		CO 205.2		CO 205.3		CO 205.4		CO 205.5			COURSE END SURVEY (CES)					
			50	100	50	100	50	100	50	100	50	100		CO 205.1	CO 205.2	CO 205.3	CO 205.4	CO 205.5	
S.No	Roll No.	Name	IAE1	Total	IAE1&2	Total	IAE2	Total	IAE3	Total	IAE3	Total	Univ.Grade	CO 205.1	CO 205.2	CO 205.3	CO 205.4	CO 205.5	
1	714519106001	ANUSHA K	45	90	39	78	42	83	49	98	43	85	O	3	3	3	3	3	
2	714519106002	ARAVIND A	40	80	37	74	42	84	43	87	35	70	B	3	2	3	2	3	
3	714519106004	KALAI SELVI J	44	88	40	80	45	90	48	97	38	75	A+	2	2	3	2	3	
4	714519106005	PRABHAVATHI G	45	89	41	82	47	94	49	98	30	60	A+	2	2	3	2	2	
5	714519106006	SABEER M	43	86	40	79	45	90	50	100	43	85	A+	3	2	3	3	2	
6	714519106007	SATHYA R	39	78	36	72	41	82	49	98	33	65	A+	2	3	3	3	3	
7	714519106008	SINDHIYA K	49	98	43	87	47	94	50	100	45	90	A+	3	2	3	2	3	
8	714519106009	SIVARANJINI S	41	82	38	75	43	85	43	87	35	70	A	2	3	3	2	2	
No. of students scored set attainment level			8	8	8	8	8	8	8	8	8	8	8	8	8	8	8	8	8
% of students scored set attainment level			100%	100%	100%	100%	100%	100%	100%	100%	100%	100%	100%	100%	100%	100%	100%	100%	100%
Level of attainment			3	3	3	3	3	3	3	3	3	3	3	3	3	3	3	3	3

Course Outcome	Attainment Level Internal + External + Course End Survey	Level 1:	50-59% of students scored more than set target		
		Level 2:	60-69% of students scored more than set target		
CO 205.1	3.00	Level 3:	70% and above of students scored more than set target		
CO 205.2	3.00	DIRECT Assessment	Tools	Weightage	Overall Weightage in Cos
CO 205.3	3.00			Internal	
CO 205.4	3.00		University	80%	
CO 205.5	3.00		Course End Survey	100%	
Weighted Average	3			20%	100%

Course Outcome/ Program Outcome	PO1	PO2	PO3	PO4	PO5	PO6	PO7	PO8	PO9	PO10	PO11	PO12	PSO1	PSO2	PSO3
CO 205.1	3.00	2.00	0.00	0.00	0.00	0.00	0.00	0.00	1.00	0.00	0.00	1.00	3.00	2.00	1.00
CO 205.2	3.00	3.00	2.00	0.00	0.00	0.00	0.00	0.00	1.00	0.00	0.00	2.00	3.00	2.00	2.00
CO 205.3	3.00	2.00	2.00	0.00	0.00	0.00	0.00	0.00	2.00	0.00	0.00	2.00	3.00	3.00	3.00
CO 205.4	2.00	2.00	2.00	0.00	0.00	0.00	0.00	0.00	2.00	0.00	0.00	2.00	2.00	2.00	2.00
CO 205.5	3.00	3.00	2.00	0.00	0.00	0.00	0.00	0.00	2.00	0.00	0.00	2.00	3.00	3.00	3.00
CO 205	2.80	2.40	2.00	0.00	0.00	0.00	0.00	0.00	1.60	0.00	0.00	1.80	2.80	2.40	2.20
Expected level	2.80	2.40	2.00	0.00	0.00	0.00	0.00	0.00	1.60	0.00	0.00	1.80	2.80	2.40	2.20
Attained	Y	Y	Y						Y			Y	Y	Y	Y

Mapping Details

Course Outcome/ Program Outcome	PO1	PO2	PO3	PO4	PO5	PO6	PO7	PO8	PO9	PO10	PO11	PO12	PSO1	PSO2	PSO3
CO 205.1	3	2							1			1	3	2	1
CO 205.2	3	3	2						1			2	3	2	2
CO 205.3	3	2	2						2			2	3	3	3
CO 205.4	2	2	2						2	2		2	2	2	2
CO 205.5	3	3	2						2			2	3	3	3
Average CO 205	2.80	2.40	2.00						1.60			1.80	2.80	2.40	2.20

*[Signature]*  
Faculty Incharge

*[Signature]*  
HoD

*[Signature]*  
Principal

*[Signature]*  
Dr. S. RAMKUMAR M.E., Ph.D.,  
PRINCIPAL  
United Institute of Technology  
Periyanaickenpalayam, Coimbatore - 20





**United Institute of Technology**  
**Department of Electronics and Communication Engineering**  
**Assessment of attainment of Course Outcomes(2020-2021)**

Course Code and Title: MA8451/C210/PROBABILITY AND RANDOM PROCESSES

Class/Semester : II/IV

Name of the Faculty: Dr.A.Yasotha

Department of the Faculty: Mathematics

No. of Students : 8

Regulation: R2017-Anna University, Chennai


Student details/Course outcomes			Internal Assessment										External Assessment	Indirect Assessment				
			CO 210.1		CO 210.2		CO 210.3		CO 210.4		CO 210.5			COURSE END SURVEY (CES)				
			50	100	50	100	50	100	50	100	50	100		CO 210.1	CO 210.2	CO 210.3	CO 210.4	CO 210.5
S.No	Roll No.	Name	IAE1	Total	IAE1&2	Total	IAE2	Total	IAE3	Total	IAE3	Total	Univ.Grade	3	3	3	3	3
1	714519106001	ANUSHA K	47	94	47	93	46	92	41	82	30	60	O	2	3	3	2	3
2	714519106002	ARAVIND A	38	76	38	77	39	77	45	90	35	70	A+	3	2	3	2	3
3	714519106004	KALAI SELVI J	40	80	41	81	41	82	45	90	33	65	O	2	3	3	2	2
4	714519106005	PRABHAVATHI G	41	82	41	81	40	80	43	85	28	55	A+	3	2	3	3	2
5	714519106006	SABEER M	49	97	48	96	48	95	48	97	43	85	O	2	3	3	3	3
6	714519106007	SATHYA R	43	86	43	86	43	85	41	82	30	60	A+	3	2	3	3	3
7	714519106008	SINDHIYA K	49	98	49	98	49	97	49	98	45	90	O	3	3	2	3	3
8	714519106009	SIVARANJINI S	40	80	41	82	42	84	48	95	35	70	A+	2	3	3	3	2
No. of students scored set attainment level			8	8	8	8	8	8	8	8	8	8	8	8	8	8	8	8
% of students scored set attainment level			100%	100%	100%	100%	100%	100%	100%	100%	100%	100%	100%	100%	100%	100%	100%	100%
Level of attainment			3	3	3	3	3	3	3	3	3	3	3	3	3	3	3	3

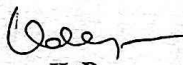
Course Outcome	Attainment Level	Level 1:	50-59% of students scored more than set target				
	Internal + External + Course End Survey	Level 2:	60-69% of students scored more than set target				
CO 210.1	3.00	Level 3:	70% and above of students scored more than set target				
CO 210.2	3.00		Tools	Weightage	Overall Weightage in Cos		
CO 210.3	3.00			Internal	20%	80%	100%
CO 210.4	3.00	DIRECT Assessment	University	80%	20%		
CO 210.5	3.00		Course End Survey	100%		20%	
<b>Weighted Average</b>	<b>3</b>						

Course Outcome/ Program Outcome	PO1	PO2	PO3	PO4	PO5	PO6	PO7	PO8	PO9	PO10	PO11	PO12	PSO1	PSO2
CO 210.1	3.00	3.00	2.00	2.00	2.00	0.00	0.00	0.00	0.00	0.00	2.00	2.00		
CO 210.2	3.00	3.00	2.00	2.00	2.00	0.00	0.00	0.00	0.00	0.00	2.00	1.00		
CO 210.3	3.00	3.00	2.00	2.00	2.00	0.00	0.00	0.00	0.00	0.00	2.00	2.00		
CO 210.4	3.00	3.00	2.00	3.00	2.00	0.00	0.00	0.00	0.00	0.00	2.00	2.00		
CO 210.5	3.00	3.00	3.00	2.00	3.00	0.00	0.00	0.00	0.00	0.00	2.00	1.80		
CO 210	3.00	3.00	2.20	2.20	2.20	0.00	0.00	0.00	0.00	0.00	2.00	1.80		
Expected level	3.00	3.00	2.20	2.20	2.20	0.00	0.00	0.00	0.00	0.00	Y	Y		
Attained	Y	Y	Y	Y	Y									


Mapping Details

Course Outcome/ Program Outcome	PO1	PO2	PO3	PO4	PO5	PO6	PO7	PO8	PO9	PO10	PO11	PO12	PSO1	PSO2
CO 210.1	3	3	2	2	2						2	2		
CO 210.2	3	3	2	2	2						2	1		
CO 210.3	3	3	2	2	2						2	2		
CO 210.4	3	3	2	3	2						2	2		
CO 210.5	3	3	3	2	3						2.00	1.80		
Average CO 210	3.00	3.00	2.20	2.20	2.20									

  
Faculty Incharge

  
HoD

  
Principal

  
Dr. S. RAMKUMAR M.E., Ph.D.,  
PRINCIPAL  
United Institute of Technology  
Periyandickenpalayam, Coimbatore - 20



**UNITED INSTITUTE OF TECHNOLOGY**  
 Department of Electronics and Communication Engineering  
Assessment of attainment of Course Outcomes(2020-2021)

Course Code and Title: EC8551/C304/ COMMUNICATION NETWORKS

Class/Semester : III/V

Name of the Faculty: Mr.S.Udhayakumar

Department of the Faculty: Electronics and Communication Engineering

No. of Students :13

Regulation: R2017-Anna University, Chennai


Student details/Course outcomes			Internal Assessment										External Assessment	Indirect Assessment					
			CO 304.1		CO 304.2		CO 304.3		CO 304.4		CO 304.5			COURSE END SURVEY (CES)					
			50	100	50	100	50	100	50	100	50	100		CO 304.1	CO 304.2	CO 304.3	CO 304.4	CO 304.5	
S.No	Roll No.	Name	IAE1	Total	IAE1&2	Total	IAE2	Total	IAE3	Total	IAE3	Total	Univ.Grade						
1	714518106001	AISWARYA V	44	88	44	88	40	80	44	88	45	90	A+	3	3	3	3	3	
2	714518106002	ANANTHINI M	50	99	50	99	50	99	42	83	35	70	A	3	3	2	3	2	
3	714518106003	ARASUVARTHINI T	47	94	47	94	49	98	38	77	43	85	B+	2	3	2	3	3	
4	714518106004	BALAJI K	44	88	44	88	46	92	45	90	45	90	A	3	2	2	2	3	
5	714518106005	DIVAKAR RAJA S	47	94	47	94	46	92	32	63	48	95	B+	2	3	3	3	3	
6	714518106006	GEETHA S	47	94	47	94	44	88	50	100	38	75	A+	3	3	2	2	3	
7	714518106008	JAMUNA DEVI K	50	99	50	99	50	99	47	93	30	60	A	3	3	3	2	3	
8	714518106012	PREETHI S M	38	76	38	76	44	88	56	112	35	70	A+	3	3	3	2	3	
9	714518106015	SANTHANA LAKSHMI T	38	76	38	76	40	80	38	77	48	95	B+	3	3	3	2	3	
10	714518106017	SIVA SURYAN P	41	82	41	82	43	86	35	70	43	85	B+	3	3	3	3	3	
11	714518106019	SURUTHIKA R	47	94	47	94	47	94	29	58	45	90	A	3	3	2	3	3	
12	714518106021	YASHWANTH VIJAY GK	35	70	35	70	39	78	38	77	45	90	A+	3	3	3	3	2	
13	714518106301	SREE SATHYA NARAYANA R	47	94	47	94	47	94	50	100	28	55	A	3	3	3	3	2	
No. of students scored set attainment level			13	13	13	13	13	13	13	13	13	13	13	13	13	13	13	13	13
% of students scored set attainment level			100%	100%	100%	100%	100%	100%	100%	100%	100%	100%	100%	100%	100%	100%	100%	100%	100%
Level of attainment			3	3	3	3	3	3	3	3	3	3	3	3	3	3	3	3	3

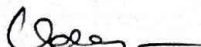
Course Outcome	Attainment Level	Level 1:	50-59% of students scored more than set target			
	Internal + External + Course End Survey	Level 2:	60-69% of students scored more than set target			
CO 304.1	3.00	Level 3:	70% and above of students scored more than set target			
CO 304.2	3.00					
CO 304.3	3.00					
CO 304.4	3.00	Tools	Weightage	Overall Weightage in Cos		
CO 304.5	3.00		DIRECT Assessment	Internal	20%	80%
Weighted Average	3	University		80%		
		Course End Survey		100%	20%	


Course Outcome/ Program Outcome	PO1	PO2	PO3	PO4	PO5	PO6	PO7	PO8	PO9	PO10	PO11	PO12	PSO1	PSO2	PSO3
CO 304.1	3.00	3.00	3.00	0.00	2.00	0.00	0.00	2.00	3.00	3.00	2.00	3.00	3.00	2.00	2.00
CO 304.2	3.00	3.00	2.00	0.00	1.00	2.00	2.00	3.00	2.00	2.00	2.00	2.00	3.00	2.00	1.00
CO 304.3	3.00	2.00	3.00	2.00	2.00	0.00	0.00	1.00	1.00	1.00	0.00	3.00	2.00	1.00	2.00
CO 304.4	2.00	2.00	2.00	0.00	0.00	0.00	0.00	1.00	1.00	1.00	0.00	3.00	3.00	2.00	2.00
CO 304.5	3.00	3.00	3.00	2.00	3.00	0.00	0.00	2.00	2.00	3.00	0.00	2.00	2.00	1.00	2.00
CO 304	2.80	2.60	2.60	2.00	2.00	2.00	2.00	1.80	1.80	2.00	2.00	2.60	2.60	1.60	1.80
Expected level	2.80	2.60	2.60	2.00	2.00	2.00	2.00	1.80	1.80	2.00	2.00	2.60	2.60	1.60	1.80
Attained	Y	Y	Y	Y	Y	Y	Y	Y	Y	Y	Y	Y	Y	Y	Y

Mapping Details

Course Outcome/ Program Outcome	PO1	PO2	PO3	PO4	PO5	PO6	PO7	PO8	PO9	PO10	PO11	PO12	PSO1	PSO2	PSO3
CO304.1	3.00	3.00	3.00		2.00			2.00	3.00	3.00	2.00	3.00	3.00	2.00	2.00
CO304.2	3.00	3.00	2.00		1.00	2.00	2.00	3.00	2.00	2.00	2.00	2.00	3.00	2.00	1.00
CO304.3	3.00	2.00	3.00	2.00	2.00			1.00	1.00	1.00		3.00	2.00	1.00	2.00
CO304.4	2.00	2.00	2.00					1.00	1.00	1.00		3.00	3.00	2.00	2.00
CO304.5	3.00	3.00	3.00	2.00	3.00			2.00	2.00	3.00		2.00	2.00	1.00	2.00
Average CO304	2.80	2.60	2.60	2.00	2.00	2.00	2.00	1.80	1.80	2.00	2.00	2.60	2.60	1.60	1.80

  
Faculty Incharge

  
HoD

  
Principal

  
Dr. S. RAMKUMAR M.E., Ph.D.,  
PRINCIPAL  
United Institute of Technology  
Periyanaikondasyam, Coimbatore - 20



**UNITED INSTITUTE OF TECHNOLOGY**  
 Department of Electronics and Communication Engineering  
Assessment of attainment of Course Outcomes(2020-2021)

Course Code and Title: EC8391/C307/ CONTROL SYSTEM ENGINEERING

Class/Semester : II/III

Name of the Faculty: Ms. D. Deena

Department of the Faculty: Electronics and Communication Engineering

No. of Students :9

Regulation: R2017-Anna University, Chennai


Student details/Course outcomes			Internal Assessment										External Assessment	Indirect Assessment					
			CO 310.1		CO 310.2		CO 310.3		CO 310.4		CO 310.5			COURSE END SURVEY (CES)					
			50	100	50	100	50	100	50	100	50	100		CO 310.1	CO 310.2	CO 310.3	CO 310.4	CO 310.5	
S.No	Roll No.	Name	IAE1	Total	IAE2	Total	IAE3	Total	IAE4	Total	IAE5	Total	Unit/Grade	CO 310.1	CO 310.2	CO 310.3	CO 310.4	CO 310.5	
1	70451K00001	ANUSHA K	43	86	39	78	43	86	43	86	43	86	B	3	3	3	3	3	
2	70451K00002	AKAYIND A	39	78	37	74	42	84	39	78	35	70	B	2	3	3	2	2	
3	70451K00004	K.A.AJ SELVI J	48	96	40	80	45	90	43	86	43	86	A	3	2	3	2	2	
4	70451K00005	PKABHAYATHI Q	48	96	38	76	41	82	39	78	40	80	B+	3	3	2	3	3	
5	70451K00006	SAJEEJ M	43	86	38	76	41	82	50	100	40	80	B	2	3	3	3	3	
6	70451K00007	SATHYA R	37	74	35	70	39	78	43	86	40	80	B	3	2	3	3	2	
7	70451K00008	SINDHYA K	40	80	44	88	50	100	49	98	45	90	A+	3	3	2	3	3	
8	70451K00009	SVYAKANTINI S	46	92	39	78	42	84	41	82	35	70	A	3	3	3	2	3	
No. of students scored set attainment level			8	8	8	8	8	8	8	8	8	8	8	8	8	8	8	8	8
% of students scored set attainment level			100%	100%	100%	100%	100%	100%	100%	100%	100%	100%	100%	100%	100%	100%	100%	100%	100%
Level of attainment			3	3	3	3	3	3	3	3	3	3	3	3	3	3	3	3	3

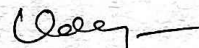
Course Outcome	Attainment Level	Level 1:	50-59% of students scored more than set target
		Internal + External + Course End Survey	Level 2:
CO 307.1	3.00	Level 3:	70% and above of students scored more than set target
CO 307.2	3.00		
CO 307.3	3.00	Tools	Overall Weightage in Cos
CO 307.4	3.00		
CO 307.5	3.00	DIRECT Assessment	100%
Weighted Average	3		
		University	80%
		Course End Survey	100%
			20%


Course Outcome/ Program Outcome	PO1	PO2	PO3	PO4	PO5	PO6	PO7	PO8	PO9	PO10	PO11	PO12	PSO1	PSO2	PSO3
CO 307.1	3.00	3.00	2.00	2.00	2.00	2.00	0.00	0.00	0.00	0.00	2.00	2.00	3.00	2.00	2.00
CO 307.2	3.00	3.00	2.00	2.00	2.00	2.00	0.00	0.00	0.00	0.00	2.00	2.00	3.00	2.00	1.00
CO 307.3	3.00	3.00	2.00	2.00	2.00	2.00	0.00	0.00	0.00	0.00	2.00	2.00	2.00	2.00	1.00
CO 307.4	2.00	2.00	2.00	2.00	2.00	2.00	0.00	0.00	0.00	0.00	2.00	2.00	3.00	2.00	2.00
CO 307.5	2.00	2.00	2.00	2.00	2.00	2.00	0.00	0.00	0.00	0.00	1.00	1.00	2.00	1.00	1.00
CO 307	2.60	2.60	2.00	2.00	2.00	2.00	0.00	0.00	0.00	0.00	1.80	1.80	2.60	1.80	1.40
Expected level	2.60	2.60	2.00	2.00	2.00	2.00	0.00	0.00	0.00	0.00	1.80	1.80	2.60	1.80	1.40
Attained	Y	Y	Y	Y	Y	Y					Y	Y	Y	Y	Y


Mapping Details

Course Outcome/ Program Outcome	PO1	PO2	PO3	PO4	PO5	PO6	PO7	PO8	PO9	PO10	PO11	PO12	PSO1	PSO2	PSO3
CO 307.1	3	3	2	2	2	2					2	2	3	2	2
CO 307.2	3	3	2	2	2	2					2	2	3	2	1
CO 307.3	3	3	2	2	2	2					2	2	2	2	1
CO 307.4	2	2	2	2	2	2					2	2	3	2	2
CO 307.5	2	2	2	2	2	2					1	1	2	1	1
Average CO 307	2.6	2.6	2	2	2	2					1.8	1.8	2.6	1.8	1.4

  
Faculty Incharge

  
HoD

  
Principal

  
Dr. S. RAMKUMAR M.E., Ph.D.,  
PRINCIPAL  
United Institute of Technology  
Periyanaickenpalayam, Coimbatore - 20



Course Outcome	Attainment Level	Level 1:	50-59% of students scored more than set target			
	Internal + External + Course End Survey	Level 2:	60-69% of students scored more than set target			
CO 110.1	3.00	Level 3:	70% and above of students scored more than set target			
CO 110.2	3.00					
CO 110.3	3.00	Tools	Weightage	Overall Weightage in Cos		
CO 110.4	3.00		Internal	20%	80%	100%
CO 110.5	3.00	University	80%			
Weighted Average	3	DIRECT Assessment	Course End Survey	100%	20%	100%

Course Outcome/ Program Outcome	PO1	PO2	PO3	PO4	PO5	PO6	PO7	PO8	PO9	PO10	PO11	PO12	PSO1	PSO2	PSO3
CO 301.1	2.00	3.00	2.00	0.00	0.00	0.00	0.00	0.00	2.00	0.00	0.00	0.00	0.00	0.00	0.00
CO 301.2	3.00	3.00	2.00	0.00	0.00	0.00	0.00	0.00	2.00	0.00	0.00	0.00	0.00	0.00	0.00
CO 301.3	3.00	3.00	2.00	0.00	0.00	0.00	0.00	0.00	1.00	0.00	0.00	0.00	0.00	0.00	0.00
CO 301.4	2.00	3.00	2.00	0.00	0.00	0.00	0.00	0.00	2.00	0.00	0.00	0.00	0.00	0.00	0.00
CO 301.5	2.00	2.00	3.00	0.00	0.00	0.00	0.00	0.00	2.00	0.00	0.00	0.00	0.00	0.00	0.00
CO 301	2.40	2.80	2.20	0.00	0.00	0.00	0.00	0.00	1.80	0.00	0.00	0.00	0.00	0.00	0.00
Expected level	2.40	2.80	2.20	0.00	0.00	0.00	0.00	0.00	1.80	0.00	0.00	0.00	0.00	0.00	0.00
Attained	Y	Y	Y						Y						

Mapping Details

Course Outcome/ Program Outcome	PO1	PO2	PO3	PO4	PO5	PO6	PO7	PO8	PO9	PO10	PO11	PO12	PSO1	PSO2	PSO3
CO 301.1	2	3	2						2						
CO 301.2	3	3	2						2						
CO 301.3	3	3	2						1						
CO 301.4	2	3	2						2						
CO 301.5	2	2	3						2						
Average CO 301	2.40	2.80	2.20						1.80						

*Shanide*  
Faculty Incharge

*P. Anthony*  
HoD

*Jee*  
Principal  
*Jee*

Dr. S. RAMKUMAR M.E., Ph.D.,  
PRINCIPAL  
United Institute of Technology  
Periyanaickenpalayam, Coimbatore - 20





Course Outcome	Attainment Level	Level 1:	50-59% of students scored more than set target		
	Internal + External + Course End Survey	Level 2:	60-69% of students scored more than set target		
CO 310.1	3.00	Level 3:	70% and above of students scored more than set target		
CO 310.2	3.00	Tools	Overall Weightage in Cos		
CO 310.3	3.00		Weightage		
CO 310.4	3.00		Internal	20%	80%
CO 310.5	3.00		University	80%	
Weighted Average	3		DIRECT Assessment	Course End Survey	100%

Course Outcome/ Program Outcome	PO1	PO2	PO3	PO4	PO5	PO6	PO7	PO8	PO9	PO10	PO11	PO12	PSO1	PSO2	PSO3
CO 310.1	3.00	2.00	2.00	2.00	0.00	0.00	0.00	0.00	0.00	0.00	1.00	2.00	3.00	2.00	2.00
CO 310.2	2.00	2.00	2.00	2.00	0.00	0.00	0.00	0.00	0.00	0.00	1.00	1.00	3.00	2.00	1.00
CO 310.3	3.00	2.00	2.00	2.00	0.00	0.00	0.00	0.00	0.00	0.00	1.00	1.00	3.00	2.00	1.00
CO 310.4	2.00	2.00	2.00	2.00	0.00	0.00	0.00	0.00	0.00	0.00	1.00	2.00	2.00	1.00	1.00
CO 310.5	3.00	2.00	2.00	2.00	0.00	0.00	0.00	0.00	0.00	0.00	1.00	2.00	2.00	1.00	1.00
CO 310	2.40	2.00	2.00	2.00	0.00	0.00	0.00	0.00	0.00	0.00	1.00	1.60	2.60	1.80	1.20
Expected level	2.00	2.00	2.00	2.00	0.00	0.00	0.00	0.00	0.00	0.00	1.00	1.00	2.60	1.80	1.20
Attained	Y	Y	Y	Y							Y	Y	Y	Y	Y

Mapping Details

Course Outcome/ Program Outcome	PO1	PO2	PO3	PO4	PO5	PO6	PO7	PO8	PO9	PO10	PO11	PO12	PSO1	PSO2	PSO3
CO 310.1	3	2	2	2							1	2	3	2	2
CO 310.2	2	2	2	2							1	1	3	2	1
CO 310.3	3	2	2	2							1	2	2	2	1
CO 310.4	2	2	2	2							1	1	3	2	1
CO 310.5	3	2	2	2							1	2	2	1	1
Average CO 310	2.6	2	2	2							1	1.6	2.6	1.8	1.2

*[Signature]*  
Faculty Incharge

*[Signature]*  
HoD

*[Signature]*  
Principal

*[Signature]*  
Dr. S. RAMKUMAR M.E., Ph.D.,  
PRINCIPAL  
United Institute of Technology  
Pariyankenpalayam, Coimbatore - 20



Course Outcome	Attainment Level Internal + External + Course End Survey	Level 1:	50-59% of students scored more than set target			
		Level 2:	60-69% of students scored more than set target			
		Level 3:	70% and above of students scored more than set target			
		DIRECT Assessment	Tools		100%	
			Weightage			
			Internal	20%		80%
			University	80%		
		Course End Survey	100%	20%		
Weighted Average	3					

Course Outcome/ Program Outcome	PO1	PO2	PO3	PO4	PO5	PO6	PO7	PO8	PO9	PO10	PO11	PO12	PSO1	PSO2	PSO3
CO 403.1	3.00	3.00	3.00	0.00	0.00	0.00	0.00	0.00	0.00	0.00	1.00	2.00	3.00	3.00	1.00
CO 403.2	3.00	3.00	2.00	0.00	0.00	0.00	0.00	0.00	0.00	0.00	1.00	1.00	3.00	3.00	1.00
CO 403.3	3.00	2.00	2.00	0.00	0.00	0.00	0.00	0.00	0.00	0.00	1.00	2.00	3.00	3.00	1.00
CO 403.4	3.00	2.00	1.00	0.00	0.00	0.00	0.00	0.00	0.00	0.00	1.00	1.00	1.00	1.00	3.00
CO 403.5	2.00	2.00	1.00	0.00	0.00	0.00	0.00	0.00	0.00	0.00	1.00	2.00	1.00	1.00	3.00
CO 403	2.80	2.40	1.80	0.00	0.00	0.00	0.00	0.00	0.00	0.00	1.00	1.60	2.20	2.20	1.80
Expected level	2.80	2.40	1.80	0.00	0.00	0.00	0.00	0.00	0.00	0.00	1.00	1.60	2.20	2.20	1.80
Attained	Y	Y	Y								Y	Y	Y	Y	Y

Mapping Details

Course Outcome/ Program Outcome	PO1	PO2	PO3	PO4	PO5	PO6	PO7	PO8	PO9	PO10	PO11	PO12	PSO1	PSO2	PSO3
CO 403.1	3	3	3								1	2	3	3	1
CO 403.2	3	3	2								1	1	3	3	1
CO 403.3	3	2	2								1	2	3	3	1
CO 403.4	3	2	1								1	1	1	1	3
CO 403.5	2	2	1								1	2	1	1	3
Average CO 403	2.8	2.4	1.8								1.00	1.60	2.20	2.20	1.80

*M. Mahesh*  
Faculty Incharge

*P. Ananth*  
HoD

*S. Ram Kumar*  
Principal

Dr. S. RAMKUMAR M.E., Ph.D.,  
PRINCIPAL  
United Institute of Technology  
Pariyanaickenpalayam, Coimbatore - 20



# UNITED INSTITUTE OF TECHNOLOGY

Department of Mechanical Engineering

Assessment of attainment of Course Outcomes(2020-2021)

Course Code and Title: ME8501/C301/ METROLOGY AND MEASUREMENTS

Class/Semester : III/V

Name of the Faculty: Dr.P. Sathish Kumar

Department of the Faculty: Mechanical Engineering

No. of Students : 8

Regulation: R2017-Anna University, Chennai


Student details/Course outcomes			Internal Assessment										External Assessment	Indirect Assessment					
			CO 301.1		CO 301.2		CO 301.3		CO 301.4		CO 301.5			COURSE END SURVEY (CES)					
			50	100	50	100	50	100	50	100	50	100		CO 301.1	CO 301.2	CO 301.3	CO 301.4	CO 301.5	
S.No	Roll No.	Name	IAE1	Total	IAE1&2	Total	IAE2	Total	IAE3	Total	IAE3	Total	Univ.Grade	3	3	3	3	3	
1	714519114001	ABISHEK C	38	76	34	68	38	76	43	87	30	60	A+	2	3	3	2	3	
2	714519114003	ASWIN KUMARAN R	49	98	44	88	49	98	50	100	48	95	O	3	2	3	2	3	
3	714519114004	CHRISTO BRITTO A	42	84	38	76	42	84	43	87	40	80	A+	2	2	3	2	3	
4	714519114005	DHANUSH K M	40	80	36	72	40	80	42	83	38	75	A+	2	3	3	2	2	
5	714519114006	JANARTHANAN V	39	78	35	70	39	78	43	87	33	65	A+	3	2	3	3	2	
6	714519114008	PRAKAASHKUMAR S	40	80	36	72	40	80	42	83	38	75	A+	2	3	3	3	3	
7	714519114302	SELVARAJ M	48	96	43	86	48	96	47	93	50	100	A+	3	2	3	3	3	
8	714519114303	VELMURUGAN C	47	94	42	85	47	94	45	90	50	100	A	2	2	3	2	2	
No. of students scored set attainment level			8	8	8	8	8	8	8	8	8	8	8	8	8	8	8	8	8
% of students scored set attainment level			100%	100%	100%	100%	100%	100%	100%	100%	100%	100%	100%	100%	100%	100%	100%	100%	100%
Level of attainment			3	3	3	3	3	3	3	3	3	3	3	3	3	3	3	3	3


Course Outcome	Attainment Level	Level 1:	50-59% of students scored more than set target			
	Internal + External + Course End Survey	Level 2:	60-69% of students scored more than set target			
CO 301.1	3.00	Level 3:	70% and above of students scored more than set target			
CO 301.2	3.00	Tools	Weightage	Overall Weightage in Cos		
CO 301.3	3.00		Internal	20%	80%	100%
CO 301.4	3.00	University	80%			
CO 301.5	3.00	DIRECT Assessment	Course End Survey	100%	20%	
Weighted Average	3					

Course Outcome/ Program Outcome	PO1	PO2	PO3	PO4	PO5	PO6	PO7	PO8	PO9	PO10	PO11	PO12	PSO1	PSO2
CO 301.1	3.00	2.00	2.00	0.00	0.00	0.00	1.00	2.00	3.00	0.00	0.00	0.00	2.00	1.00
CO 301.2	2.00	2.00	2.00	0.00	0.00	0.00	1.00	2.00	2.00	0.00	0.00	0.00	2.00	1.00
CO 301.3	3.00	2.00	2.00	0.00	0.00	0.00	1.00	2.00	3.00	0.00	0.00	0.00	2.00	1.00
CO 301.4	2.00	2.00	2.00	0.00	0.00	0.00	2.00	2.00	2.00	0.00	0.00	0.00	2.00	1.00
CO 301.5	3.00	3.00	2.00	0.00	0.00	0.00	1.00	2.00	3.00	0.00	0.00	0.00	2.00	1.00
CO 301	2.60	2.20	2.00	0.00	0.00	0.00	1.20	2.00	2.60	0.00	0.00	0.00	2.00	1.00
Expected level	2.60	2.20	2.00	0.00	0.00	0.00	1.20	2.00	2.60	0.00	0.00	0.00	2.00	1.00
Attained	Y	Y	Y				Y	Y	Y				Y	Y


Mapping Details

Course Outcome/ Program Outcome	PO1	PO2	PO3	PO4	PO5	PO6	PO7	PO8	PO9	PO10	PO11	PO12	PSO1	PSO2
CO 301.1	3	2	2				1	2	3				2	1
CO 301.2	2	2	2				1	2	2				2	1
CO 301.3	3	2	2				1	2	3				2	1
CO 301.4	2	2	2				2	2	2				2	1
CO 301.5	3	3	2				1	2	3				2	1
Average CO 301	2.60	2.20	2.00				1.20	2.00	2.60				2.00	1.00

  
Faculty Incharge

  
HoD

  
Principal

  
Dr. S. RAMKUMAR M.E., Ph.D.,  
PRINCIPAL  
United Institute of Technology  
Periyanaickenpalayam, Coimbatore - 20