



**UNITED INSTITUTE OF TECHNOLOGY**  
(Approved by AICTE, NewDelhi and Affiliated to Anna University, Chennai)  
(Certified by ISO 9001:2015)  
Periyanaickanpalayam, Coimbatore – 641020  
[www.uit.ac.in](http://www.uit.ac.in)

# **CONSOLIDATED FEEDBACK**

**ACADEMIC YEAR: 2018-19**





**Table of Contents**

<b>Sl.No</b>	<b>Description</b>	<b>Page No</b>
<b>1</b>	<b>Consolidated feedback summary</b>	<b>1</b>
<b>2</b>	<b>Consolidated feedback from students</b>	<b>2</b>
<b>3</b>	<b>Consolidated feedback from faculty</b>	<b>3</b>
<b>4</b>	<b>Consolidated feedback from alumni</b>	<b>4</b>
<b>5</b>	<b>Consolidated feedback from employers</b>	<b>5</b>
<b>6</b>	<b>Consolidated feedback from all stakeholders</b>	<b>6</b>



*March - 2019*

## Consolidated Feedback analysis from Stack Holders

### 2018-2019

The descriptive feedback from the different stakeholders has been summarized.

The Institution had taken the feedback on curriculum from all stack holders such as students, Faculty, Alumni and Employer during the period of the academic year 2018 – 2019.

<b>CONSOLIDATED FEEDBACK RECEIVED FROM THE STAKEHOLDERS</b>						
<b>STAKE HOLDERS</b>	<b>TOTAL ASSESSED QUESTIONS</b>	<b>STRONGLY AGREE (%)</b>	<b>AGREE (%)</b>	<b>Disagree (%)</b>	<b>Strongly Disagree (%)</b>	<b>Unable to comment (%)</b>
Students	10	71.3845	27.3369	0.9347	0.2381	0.1058
Faculty	8	72.5260	27.4740	0.0000	0.0000	0.0000
Alumni	10	66.0290	33.0145	0.6377	0.1739	0.1449
Employer	10	62.7273	32.7273	4.5455	0.0000	0.0000
<b>Average</b>		<b>68.16669</b>	<b>30.13815</b>	<b>1.52947</b>	<b>0.103002</b>	<b>0.062687</b>

The stack holders submitted the feedback form after assessing maximum of 10 questions and by average approximately 99 % of students agreed with the questions associated with curriculum. From the feedback received from the faculty members, around 72% of faculty strictly adhered with strongly agreed with curriculum assessed questions. Over 96 % of alumni members agreed on various assessed Questions. Approximately 95 % of the employer found to be satisfactory on curriculum. It is found that more than 98 % of the stack holders agree the various points associated with the curriculum and it motivates the Institution to move forward positively.

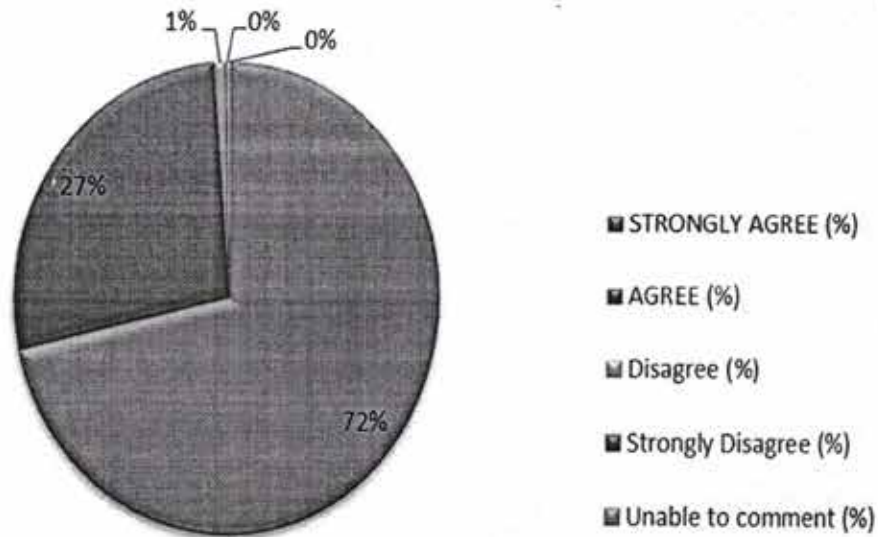
*Dr. S. RAMKUMAR M.E., Ph.D.,*  
 PRINCIPAL  
 United Institute of Technology  
 Periyanaickenpalayam, Coimbatore - 20



**CONSOLIDATED FEEDBACK RECEIVED FROM THE  
STAKEHOLDERS (2018-19)**

STAKE HOLDERS	TOTAL ASSESSED QUESTIONS	STRONGLY AGREE (%)	AGREE (%)	Disagree (%)	Strongly Disagree (%)
Students	10	71.3845	27.3369	0.9347	0.2381

**Students Feedback on Curriculum ( 2018- 2019)**



  
 Dr. S. RAMKUMAR M.E., Ph.D.,  
 PRINCIPAL  
 United Institute of Technology  
 Periyanaickenpalayam, Coimbatore - 20



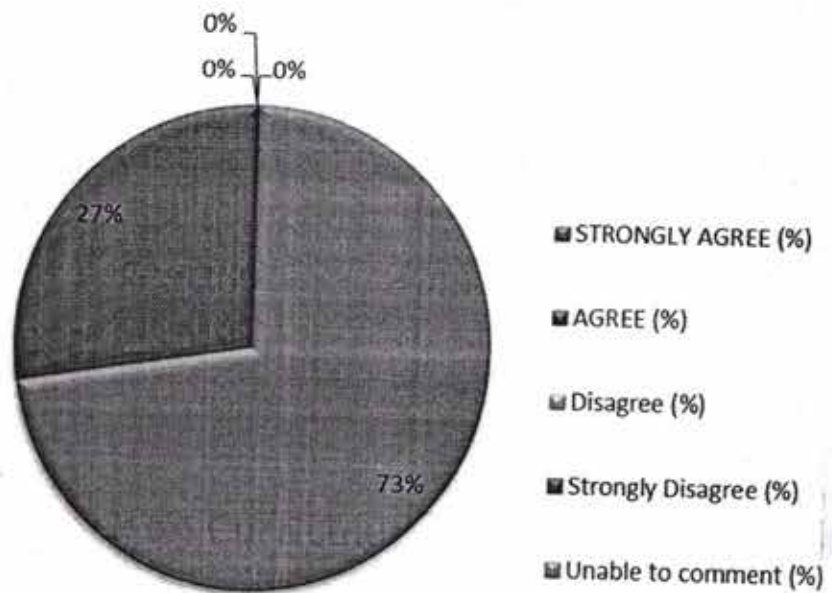
**UNITED INSTITUTE OF TECHNOLOGY**  
 (Approved by AICTE, New Delhi and Affiliated to Anna University, Chennai)  
 (Accredited by NAAC)  
 Periyanaickenpalayam, Coimbatore – 641020  
 www.uit.ac.in



**CONSOLIDATED FEEDBACK RECEIVED FROM THE  
 STAKEHOLDERS (2018-19)**

STAKE HOLDERS	TOTAL ASSESSED QUESTIONS	STRONGLY AGREE (%)	AGREE (%)	Disagree (%)	Strongly Disagree (%)
Faculty	8	72.5260	27.4740	0.0000	0.0000

**Faculty Feedback on Curriculum (2018 - 2019)**



Dr. S. RAMKUMAR M.E., Ph.D.,  
 PRINCIPAL  
 United Institute of Technology  
 Periyanaickenpalayam, Coimbatore - 20



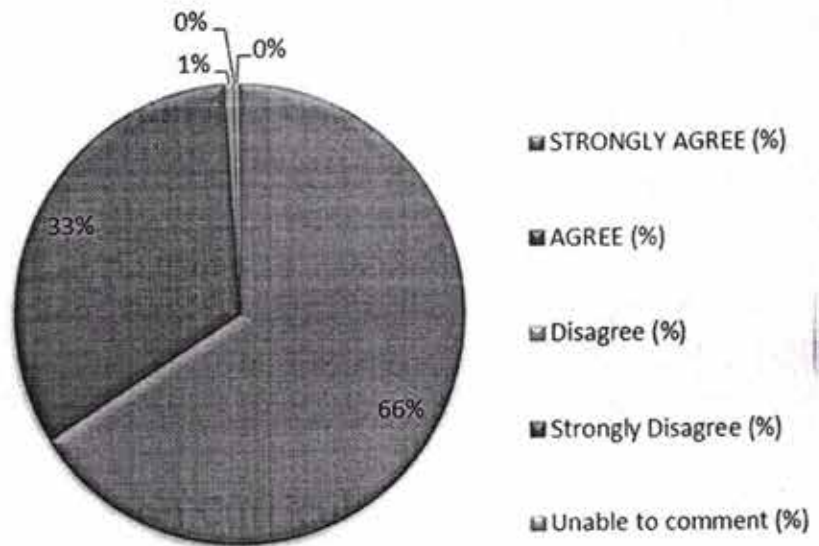
**UNITED INSTITUTE OF TECHNOLOGY**  
 (Approved by AICTE, New Delhi and Affiliated to Anna University, Chennai)  
 (Accredited by NAAC)  
 Periyanaickenpalayam, Coimbatore – 641020  
 www.uit.ac.in



**CONSOLIDATED FEEDBACK RECEIVED FROM THE STAKEHOLDERS (2018-19)**

STAKE HOLDERS	STRONGLY AGREE (%)	AGREE (%)	Disagree (%)	Strongly Disagree (%)	Unable to comment (%)
Alumni	66.0290	33.0145	0.6377	0.1739	0.1449

**Alumni Feedback on Curriculum ( 2018 - 2019)**



  
**Dr. S. RAMKUMAR M.E., Ph.D.,**  
 PRINCIPAL  
 United Institute of Technology  
 Periyanaickenpalayam, Coimbatore - 20



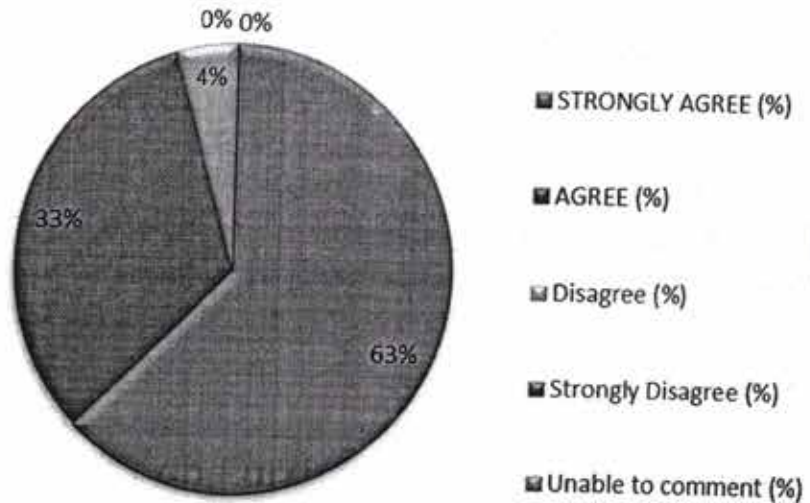
**UNITED INSTITUTE OF TECHNOLOGY**  
 (Approved by AICTE, NewDelhi and Affiliated to Anna University, Chennai)  
 (Accredited by NAAC)  
 Periyanaickenpalayam, Coimbatore – 641020  
 www.uit.ac.in




**CONSOLIDATED FEEDBACK RECEIVED FROM THE  
 STAKEHOLDERS (2018-19)**

STAKE HOLDERS	STRONGLY AGREE (%)	AGREE (%)	Disagree (%)	Strongly Disagree (%)	Unable to comment (%)
Employer	10	62.7273	32.7273	4.5455	0.0000

**Employers Feedback on Curriculum ( 2018 - 2019)**



  
**Dr. S. RAMKUMAR M.E., Ph.D.,**  
 PRINCIPAL  
 United Institute of Technology  
 Periyanaickenpalayam, Coimbatore - 20

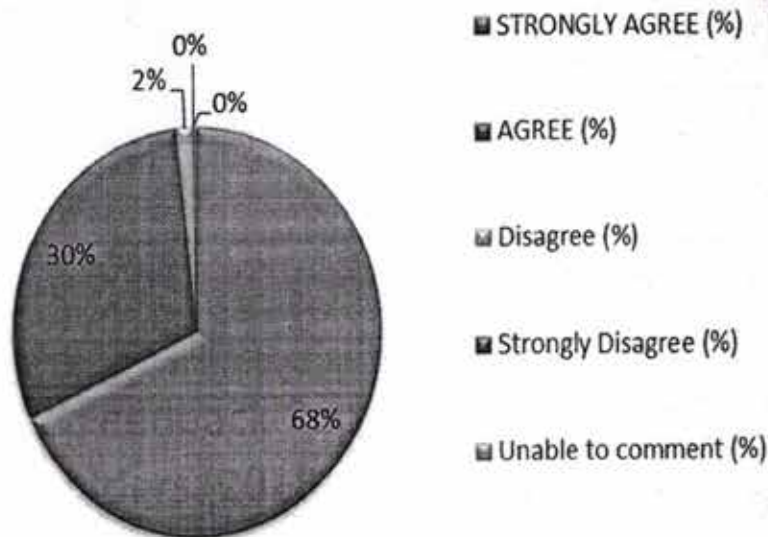


**UNITED INSTITUTE OF TECHNOLOGY**  
 (Approved by AICTE, NewDelhi and Affiliated to Anna University, Chennai)  
 (Accredited by NAAC)  
 Periyanaickenpalayam, Coimbatore – 641020  
 www.uit.ac.in



CONSOLIDATED FEEDBACK RECEIVED FROM ALL STAKEHOLDERS (2018-19)					
STAKE HOLDERS	STRONGLY AGREE (%)	AGREE (%)	Disagree (%)	Strongly Disagree (%)	Unable to comment (%)
All Stakeholders	68.16669	30.13815	1.52947	0.10300	0.062687

### Consolidated Feedback Report from all Stakeholders (2018 - 2019)



  
 Dr. S. RAMKUMAR M.E., Ph.D.,  
 PRINCIPAL  
 United Institute of Technology  
 Periyanaickenpalayam, Coimbatore - 20