



**UNITED INSTITUTE OF TECHNOLOGY**  
(Approved by AICTE, NewDelhi and Affiliated to Anna University, Chennai)  
(Certified by ISO 9001:2015)  
Periyanaickanpalayam, Coimbatore – 641020  
[www.uit.ac.in](http://www.uit.ac.in)

# **CONSOLIDATED FEEDBACK**

**ACADEMIC YEAR: 2017-18**





**Table of Contents**

<b>Sl.No</b>	<b>Description</b>	<b>Page No</b>
<b>1</b>	<b>Consolidated feedback summary</b>	<b>1</b>
<b>2</b>	<b>Consolidated feedback from students</b>	<b>2</b>
<b>3</b>	<b>Consolidated feedback from faculty</b>	<b>3</b>
<b>4</b>	<b>Consolidated feedback from alumni</b>	<b>4</b>
<b>5</b>	<b>Consolidated feedback from employers</b>	<b>5</b>
<b>6</b>	<b>Consolidated feedback from all stakeholders</b>	<b>6</b>



## Consolidated Feedback analysis from Stack Holders 2017-2018

The descriptive feedback from the different stakeholders has been summarized. The Institution had taken the feedback on curriculum from all stack holders such as students, Faculty, Alumni and Employer during the period of the academic year 2017 – 2018.

CONSOLIDATED FEEDBACK RECEIVED FROM THE STAKEHOLDERS						
STAKE HOLDERS	TOTAL ASSESSED QUESTIONS	STRONGLY AGREE (%)	AGREE (%)	Disagree (%)	Strongly Disagree (%)	Unable to comment (%)
Students	10	67.08893154	32.271273	0.492642354	0.0831734	0.0639795
Faculty	8	75.23148148	24.768519	0	0	0
Alumni	10	77.95811518	20.52356	1.09947644	0.2617801	0.1570681
Employer	10	60	34.444444	5.555555556	0	0
Average		70.06963205	28.001949	1.786918587	0.0862384	0.0552619

The stack holders submitted the feedback form after assessing maximum of 10 questions and by average approximately 99 % of students agreed with the questions associated with curriculum. From the feedback received from the faculty members, around 75% of faculty strictly adhered with strongly agreed with curriculum assessed questions. Over 98 % of alumni members agreed on various assessed Questions. Approximately 98 % of the employer found to be satisfactory on curriculum. It is found that more than 98 % of the stack holders agree the various points associated with the curriculum and it motivates the Institution to move forward positively.

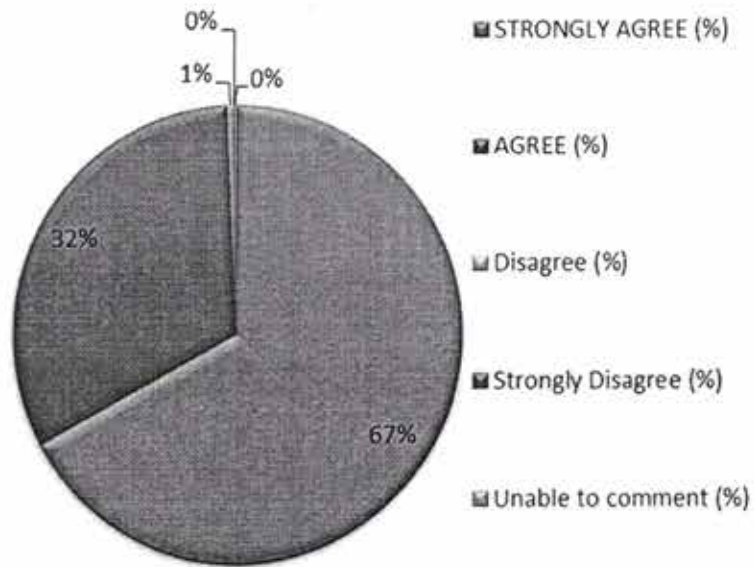
  
Dr. S. RAMKUMAR M.E., Ph.D.,  
PRINCIPAL  
United Institute of Technology  
Periyanaickenpalayam, Coimbatore - 20



**CONSOLIDATED FEEDBACK RECEIVED FROM THE STAKEHOLDERS (2017-18)**

Stake holders	Total assessed questions	Strongly agree (%)	Agree (%)	Disagree (%)	Strongly Disagree (%)	Unable to comment
Students	10	71.3845	27.3369	0.9347	0.2381	0.0639795

**Students Feedback on Curriculum  
 (2017 - 2018)**

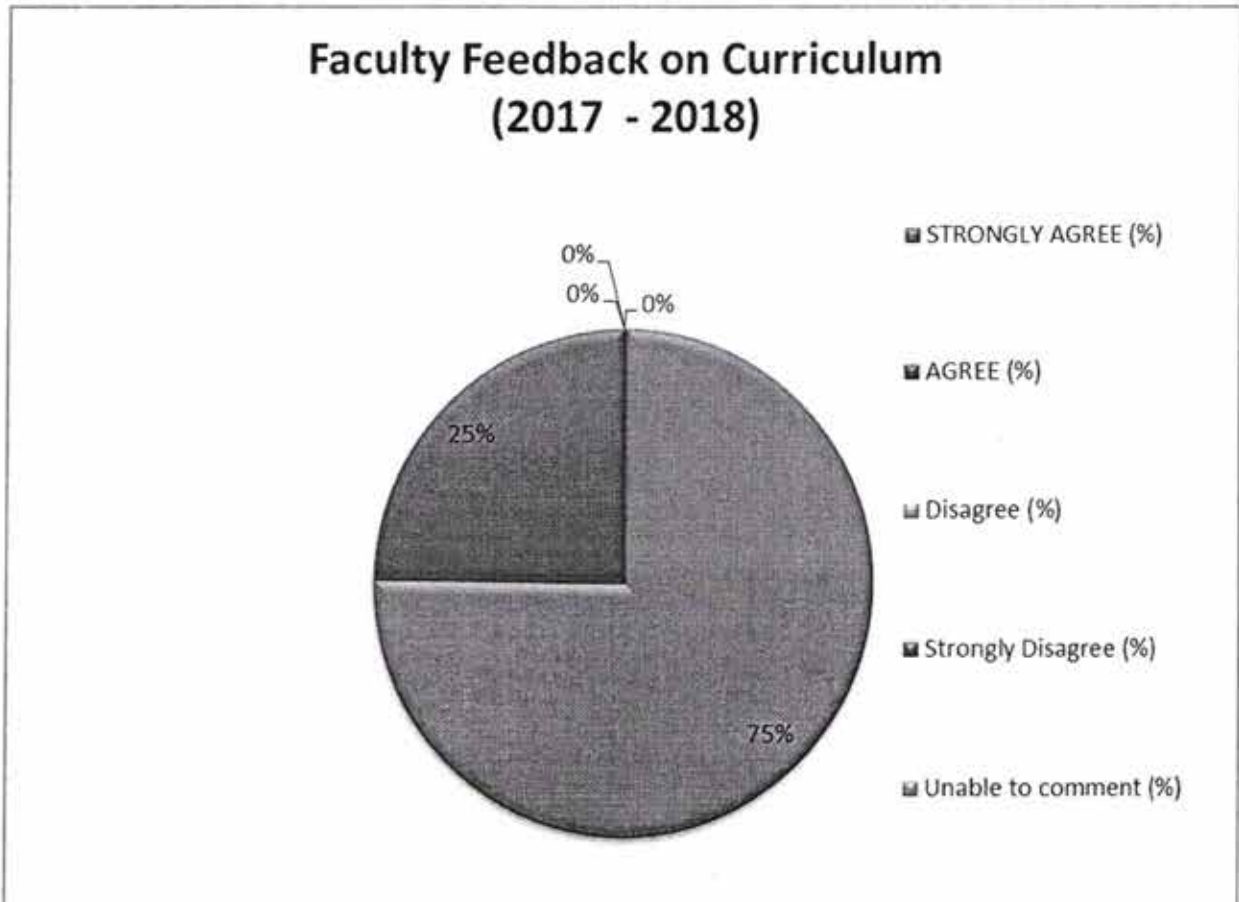


  
**Dr. S. RAMKUMAR M.E., Ph.D.,**  
 PRINCIPAL  
 United Institute of Technology  
 Periyanaickenpalayam, Coimbatore - 20





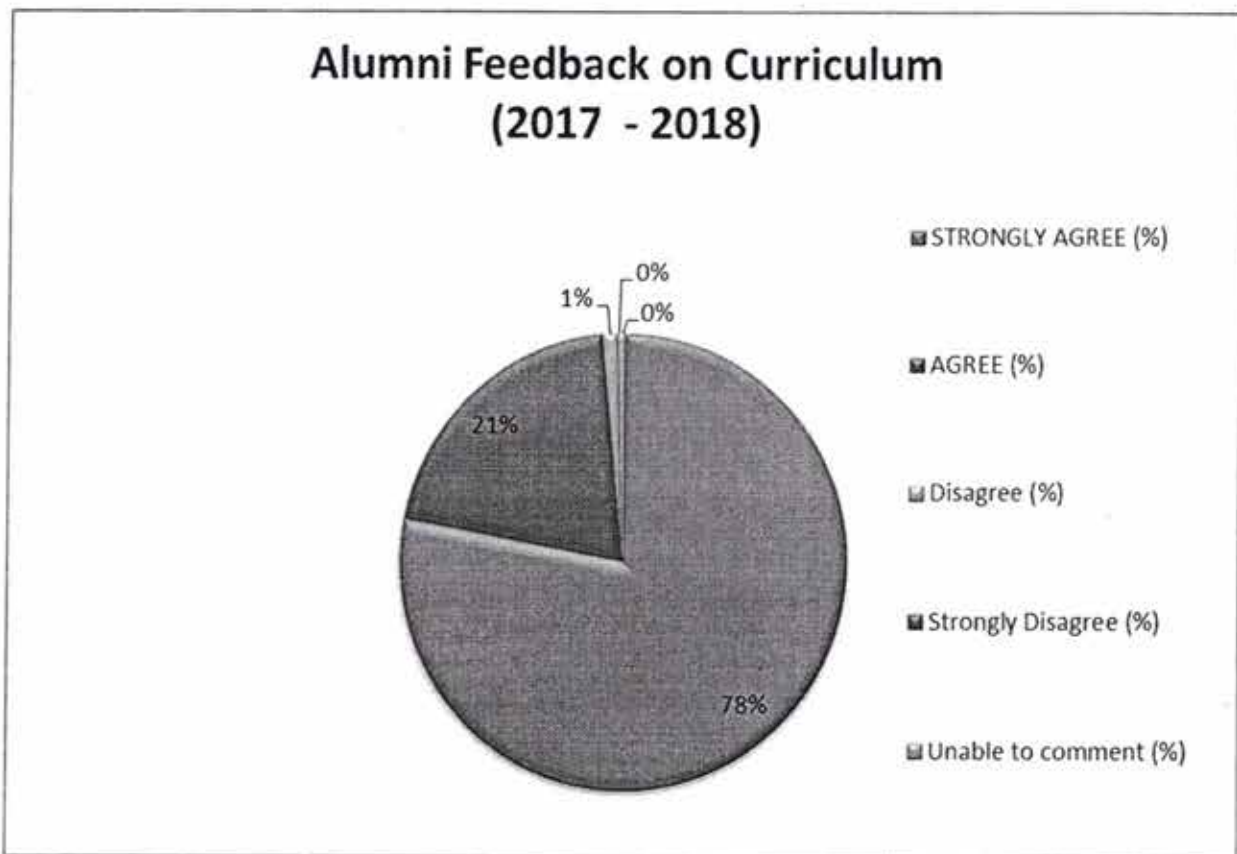
CONSOLIDATED FEEDBACK RECEIVED FROM THE STAKEHOLDERS (2017-18)						
Stake holders	Total assessed questions	Strongly agree (%)	Agree (%)	Disagree (%)	Strongly Disagree (%)	Unable to comment
Faculty	8	75.231481	24.768519	0	0	0



  
 Dr. S. RAMKUMAR M.E., Ph.D.,  
 PRINCIPAL  
 United Institute of Technology  
 Periyanaickenpalayam, Coimbatore - 20



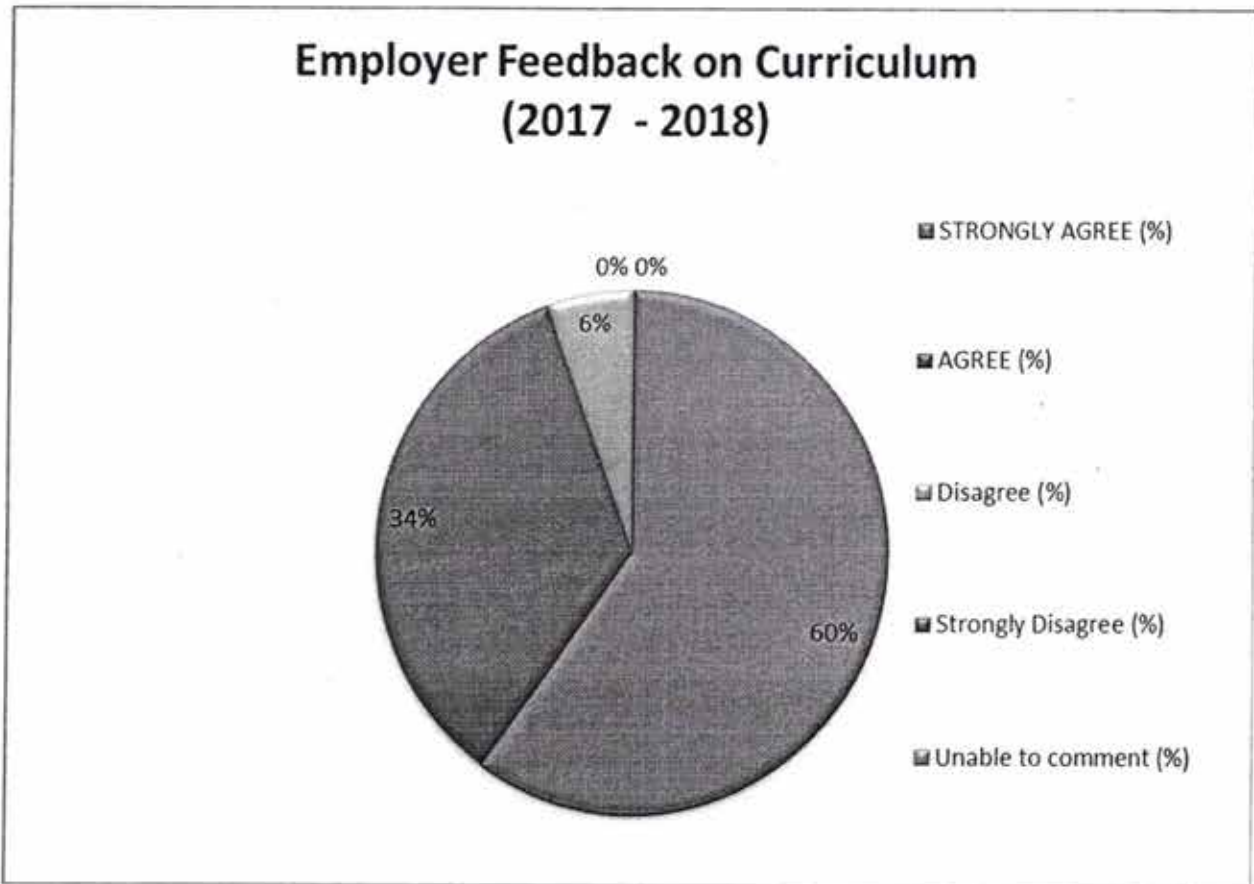
CONSOLIDATED FEEDBACK RECEIVED FROM THE STAKEHOLDERS (2017-18)						
Stake holders	Total assessed questions	Strongly agree (%)	Agree (%)	Disagree (%)	Strongly Disagree (%)	Unable to comment
Alumni	10	77.95811518	20.52356	1.099476	0.261780	0.1570681



**Dr. S. RAMKUMAR M.E., Ph.D.,**  
 PRINCIPAL  
 United Institute of Technology  
 Periyanaickenpalayam, Coimbatore - 20



CONSOLIDATED FEEDBACK RECEIVED FROM THE STAKEHOLDERS (2017-18)						
Stake holders	Total assessed questions	Strongly agree (%)	Agree (%)	Disagree (%)	Strongly Disagree (%)	Unable to comment
Employer	10	60	34.444444	5.555555556	0	0



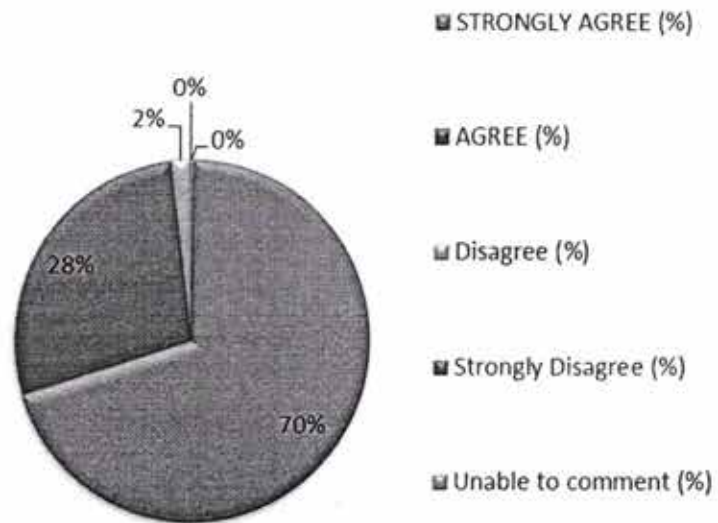
  
 Dr. S. RAMKUMAR M.E., Ph.D.,  
 PRINCIPAL  
 United Institute of Technology  
 Periyanaickenpalayam, Coimbatore - 20



**CONSOLIDATED FEEDBACK RECEIVED FROM THE STAKEHOLDERS (2017-18)**

Stake holders	Total assessed questions	Strongly agree (%)	Agree (%)	Disagree (%)	Strongly Disagree (%)
All Stake Holders	70.069632	28.001949	1.786918587	0.086238	0.0552619

**Consolidated Feedback Report from all Stake holders (2017 - 2018)**



  
**Dr. S. RAMKUMAR M.E., Ph.D.,**  
 PRINCIPAL  
 United Institute of Technology  
 Periyanaickenpalayam, Coimbatore - 20